

DESIGN-PATENTED LOCKING SYSTEM



DOM
RS SIGMA

New

Ensures long term security –
keeps costs down!



SECURITY, QUALITY, DOM.



SICHERHEITSTECHNIK



A good investment has to pay off

The DOM RS Sigma is the ideal locking system for customers who place value on high security whilst at the same time recognise the need for keeping costs down. For new construction projects or refurbishment work for large scale applications such as apartment buildings and residential developments, it is important to ensure that these buildings are protected in the best possible way.

The RS Sigma has been designed to offer the convenience expected from a state of the art master key system and provides the ideal solution to all your security requirements. Secure, fast, reliable.

RS Sigma offers anti drill and anti pull protection, which, when combined with the high copy protection offered through the DOM trademark key profile (see cross section to the right) provides you with a system that is virtually unique in its class. Its extendibility and compatibility with existing DOM electronic systems ensures a secure long term investment.

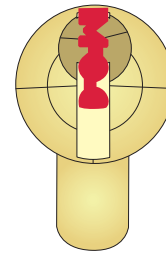
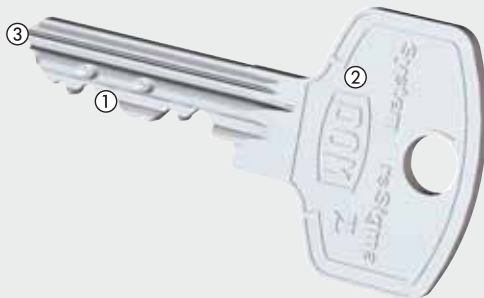


Fig.: DOM RS Sigma; protected key profile

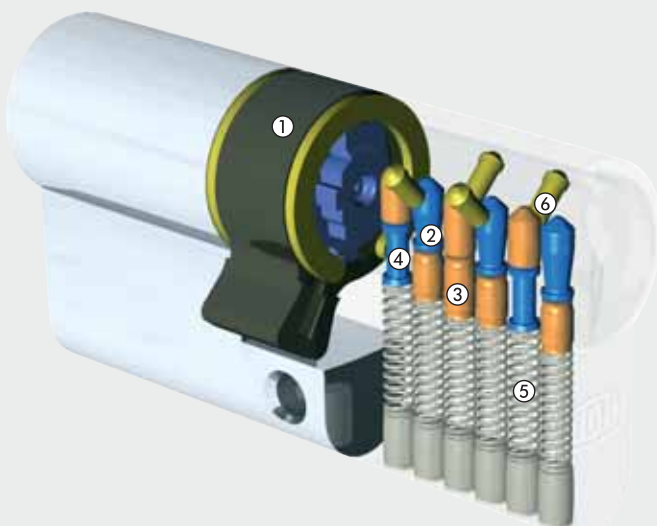


Fig.: DOM RS Sigma; cross section of the key profile incorporating the DOM brand logo

THE DOM RS SIGMA LOCKING SYSTEM IN DETAIL



- ① **Paracentric, bipartite core and key profiling**
Protection against key copying
- ② **Key made of nickel silver**
Corrosion free and low-wearing
- ③ **DOM branded profile**
Unlimited copy protection



- ① **Locking cam**
Opens the lock if the correct key is inserted
- ② **AB hardened bronze/steel core pin, hardened and chemically nickel plated**
Protection against modern methods of manipulation
- ③ **Hardened bronze/steel pin tumblers**
High quality materials increase the life cycle of the locking system
- ④ **FB hardened bronze/steel housing pin, hardened and chemically nickel plated**
Improved anti drill and anti pick protection
- ⑤ **Springs**
Element in the pin tumblers designed to move the pins into the correct position
- ⑥ **Revision pins**
Control points for key authorisation

Fig.: DOM RS Sigma

For more complex and sophisticated requirements

Central master key system

For residential and office complexes

For residential or large freehold complexes including large scale organisations operating from various buildings and locations, the caretaker will require different keys to open individual doors such as laundry or boiler rooms. In these cases we recommend using a central master key system, which is made up of a combination of several central locking systems combined into one.

General master key system

For large properties and medium sized companies with complex structures

Within large organisations, clear and well defined organisational structures are essential. Production, administration, logistic centres and EDP departments often have different working hours and operate in separate areas. Employees, heads of department and managers therefore require unrestricted access to certain parts of the company. Here we would recommend using a general master key system, which is made up of several master key systems combined into one. There are three levels that exist within a general master key system:

Level 1: The general master key locks all cylinders in the system.

Level 2: The main group key locks all departmental cylinders.

Level 3: The group key locks all cylinders in a specific department.



THE MASTER KEY SYSTEM TO SUIT EVERY REQUIREMENT

Central access for everyone

Central lock systems

Apartment buildings and rental developments

For rental developments, freehold and residential complexes where many people have to gain access through central or communal entrances such as front or basement doors.

Master key systems

For private homes and small to medium sized businesses

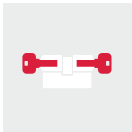
Generally applicable for private homes, smaller organisations and medium sized businesses where few people have access to all doors.



FEATURES


Complete, convenient, compatible

The extensive product range is also available in the DOM modular version. When combined with the unlimited copy protection gained through the DOM registered key profile, this provides you with added security and flexibility. In addition, the RS Sigma can be combined with DOM electronic access technology, thus increasing the scope for future requirements and extensions.



Double entry function:

DOM RS Sigma can be unlocked from one side of the door even if a key is inserted on the other side.



DOM security card:

Authorisation to supply replacement keys is restricted to the card holder only.



Compatible with electronic systems:

It is possible to easily combine mechanical and electronic features. In order to introduce an electronic access control system at a later date a clip tac is simply fixed over the head of the key.



Cylinders available in special finishes:

With the RS Sigma there is no need for compromise as we offer a range of different finishes to match your door furniture.



Modular design:

- Unspecified door thicknesses and other changes can be allowed for and specified at a later date thanks to the modular cylinder extensions.

The RS Sigma therefore offers the highest level of flexibility and a secure investment.

Technical details

	RS Sigma
Access authorisation	
Number of locking authorisations	19
Solid, spring mounted pins	6
Increased protection against forced entry	
Modular technology provided added anti snap and anti pull protection	optional
Drill protection in accordance with DIN EN 1303 04/2005	2 optional
Lock security in accordance with DIN EN 1303 04/2005	6
Security rating	
VdS class AZ	optional
DIN EN 1303 / DIN 18252	•



SICHERHEITSTECHNIK

DOM Sicherheitstechnik
GmbH & Co. KG
Postfach 1949
D-50309 Brühl
Tel. +49 (0)22 32-704 0
Fax +49 (0)22 32-704 375
www.dom-sicherheitstechnik.com
dom@dom-sicherheitstechnik.com

DOM Sicherheitstechnik
Gesellschaft m.b.H.
Missindorfstraße 19-23
A-1140 Wien
Tel. +43 (0)1-7 89 73 77
Fax +43 (0)1-7 89 73 77 73
www.dom.at
office@dom.at

DOM AG Sicherheitstechnik
Breitenstraße 11
CH-8852 Altendorf
Tel. +41 (0)55-4 51 07 07
Fax +41 (0)55-4 51 07 01
www.dom-sicherheitstechnik.ch
dom.schweiz@dom-
sicherheitstechnik.ch

DOM Sarl
214 Z.A. Les Petits Carreaux
2, Avenue des Roses
F-94386 Bonneuil-sur-Marne Cedex
Tel. +33 (0)1-45 13 69 69
Fax +33 (0)1-43 39 03 57
www.dom-france.com
info@dom-france.com

RONIS-DOM Ltd.
Unit 1 Junction 2 Industrial Estate
Demuth Way
Oldbury
GB-Birmingham, B69 4 LT
Tel. +44 (0)800 988 43 48
Fax +44 (0)800 988 43 49
www.domcylinders.co.uk
sales@ronis-dom.co.uk

DOM-Nederland
Postbus 1186
NL-2280 CD Rijswijk
Tel. +31 (0)70-3 19 30 06
Fax +31 (0)70-3 99 69 03
www.dom-nederland.nl
info@dom-nederland.nl

Benidorm Locks S.L.
Plaza Jaime I n° 13 - 1°
E-03580 Alfaz del Pi
Alicante
Tfno. +34 96 58 89 90 8
Fax +34 96 58 89 90 9
www.benidormlocks.com
info@benidormlocks.com

Hoberg N.V.
Dorpstraat 444
B-3061 Leefdaal
Tel. +32 (0)2-7 67 33 02
Fax +32 (0)2-7 67 87 03
www.hoberg.be
info@hoberg.be

HOBERG Luxembourg AG
2, rue d'Anvers
L-1130 Luxembourg
Tel. +352-26.18.75.75
Fax +352-26.18.76.76
www.hoberg.lu
info@hoberg.lu

DOM Polska Sp. z o.o.
ul. Krótka 7/9
PL-42-200 Czeszochowa
Tel. +48 (0)34-360 53 64
Fax +48 (0)34-360 53 67
www.dom-polska.pl
jgawecki@dom-polska.pl

C. P. Jakobsen
Ringbakken 3, Ganlose
DK-3660 Stenlose
Tel. +45 (0)48 18-47 00
Fax +45 (0)48 18-47 41
www.cpj.dk
cpj@cpj.dk

C.R. SERRATURE S.P.A.
Via Regaldi 13
IT-10154, Torino
Tel. +39(0)11 248 23 20
Fax +39(0)11 248 19 85
www.cr-serrature.com
info@crserrature.191.it

Securidev CZ spol.s.r.o.
U Pekarky 1a/484
CZ-180 00 Praha 8
Tel. +42(0)2 22 78 34 10
Fax +42(0)2 22 78 30 06
info@securidev.cz
www.securidev.cz

Your security consultant:



Nolimal d.o.o.
Cesta pod goro 42, 1353 Borovnica, Slovenija
tel.: 01/754 83 60, fax: 01/754 83 61,
www.nolimal.si; info@nolimal.si

www.dom-sicherheitstechnik.com

