

TECHNICAL DETAILS

Operating voltage:
12 – 24V DC (-10 %, +15 %)

Current:
Nominal 0,13A (12V), 0,065 A (24V)
Max. 0,4A

Monitoring outputs:
a) bolt in
b) bolt out
c) key cylinder used/free
d) handle down/free
e) door open/closed

Operating temperature range:
-20°C – +60°C

Bolt throw:
20mm

Backset:
standard: 55 mm
optional: 60, 65, 80 a 100 mm

Forend:
standard: 20 mm
optional: 24 mm

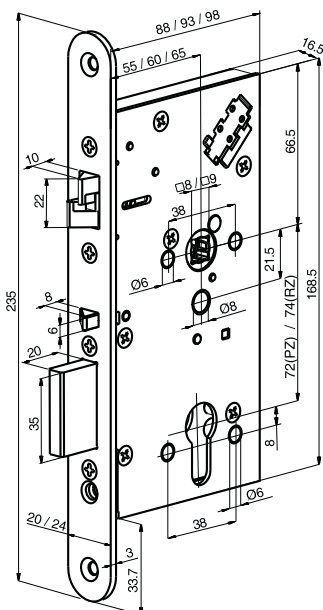
Spindle:
9 mm, (8 mm with snap spindle adapter)

Finish:
stainless steel forend

Cylinder:
DIN – Europrofile

Security fittings:
DIN, handle-handle – distance 72 mm

Delivery includes:
lock case, fixing screws, 9-to-8 mm
adapters and manual



ABLOY EL560 – Electromechanical Lock (72 mm Distance)



ABLOY EL560 – Self-locking electromechanical wide lock

Application

- For both interior and exterior solid doors.
- The handle can be controlled by means of a proximity card reader output contact, keypad, button etc.
- Split handle spindle – optional inside/outside handle function.
- Intended for entrance, emergency exit, fire and corridor doors – selectable function, see „Lock Setting Possibilities“.
- Can be used in fire resistant doors – „fail-safe“ mode – in the case of power failure the lock becomes unlocked (door can be opened from both sides).
- Safety class 3 – Trezor Test, security level “Secret” – NBÚ.

Benefits

- Left or right – double action latch bolt.
- Self-locking – when the door closes, the dead bolt throws out automatically.
- Secured locking – in the locked state the dead bolt is thrown out and the latch bolt is blocked – the lock is secured in two points.
- Unified operating voltage 12 – 24 V DC.
- Low idle power consumption – 130 mA at 12 V DC, 65 mA at 24 V DC.
- Lock monitoring ability – see Monitoring outputs in Technical Details section.

Standards

- EN 1627 – Burglar resistance
- EN 179 – Emergency exit
- EN 1125 – Panic exit
- EN 1634-1 – Fire resistant doors
- STN EN 12209:2004 – Building hardware. Locks and latches.
Mechanically operated locks, latches and locking plates
- STN P ENV 1627:2001 – Burglar resistance



Lock Functions

- When the door closes, the lock becomes locked automatically – the dead bolt throws out and the latch bolt is blocked.
- When the controlled handle or panic handle is down, the dead bolt is withdrawn inside the lock case and the latch bolt is released consequently.
- Mechanical opening using key cylinder is always possible from both sides and the lock can be opened by inside handle (antipanic feature).

Lock Setting Possibilities – Access and Exit Control

“0” – fail secure

The lock can be always opened by inside (exit-side) handle (antipanic), the outside handle is operational when the power from the control device, such as a card reader, is on.

“1” – fail safe – function EPS

The lock can be always opened by inside (exit-side) handle (antipanic), the outside handle is operational when the power from the control device, such as a card reader, is off.


“2” – fail secure

Both handles are operational when the power from the control device, such as a card reader, is on.

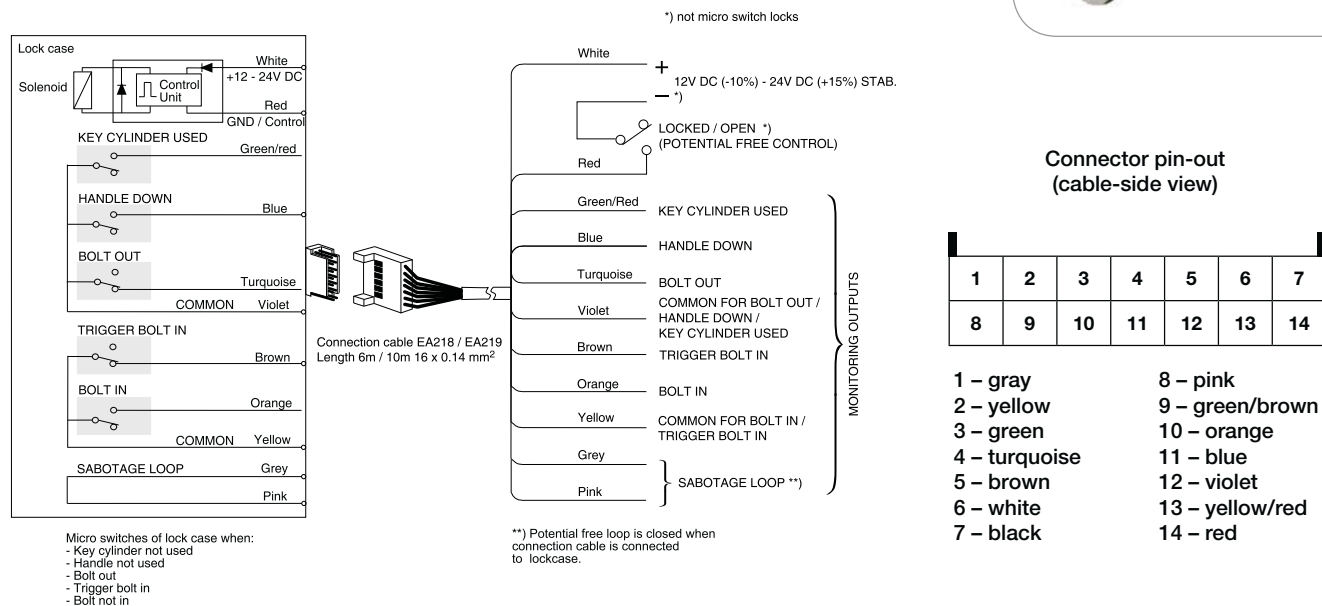
“3” – fail safe – function EPS

Both handles are operational when the power from the control device, such as a card reader, is off.

- The required lock settings can be adjusted before installation. Adjusting controls are accessible from the outside using Allen wrench, which is included in each lock delivery.
- Settings “1” and “3” are used in fire doors connected to EPS. When EPS signal is on, the door is free to open. When the door fully closes, it becomes locked automatically.



Wiring Diagram



Note:

The security fittings IKON SX03 (handle-handle) are recommended. In connection with _SN EN 1125 the lateral panic fittings effeff 8000 are recommended, which are especially suitable for frame doors.

Accessories

Connector cables	Price €	Security fittings	Price €
EA218 (6 m)		SX03 (HANDLE-HANDLE)	
EA219 (10 m)		effeff 8000 – panic fittings effeff	p. 110
Lead covers	Price €	Strike plate	Price €
EA280 (230 mm)		EA321-EA324	
EA281 (450 mm)		Spindle	Price €
8812 (330 mm)		9 mm – split	
Proximity card reader	Price €		
HID EntryProx 4045	p. 136		