

Double door Safes

series: **Brandmauer**

VALBERG

YOU GOT MORE

LASER
Cut
EFFECT

MULTI
layer
MULTI

FACTORY
30
minutes
TESTED

GRADE S2
IMP
certified



BM 1951



Model										
BM 1220	1220	930	520	1050	820	405	2	80	349	
BM 1260	1220	600	520	1082	506	420	2	71	211	
BM 1993	1950	930	520	1800	820	420	4	142	638	
BM 1951	1950	1250	520	1800	1140	405	4	180	822	

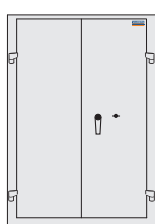


Key lock
Kaba 7111

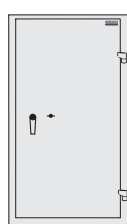


Digital lock
Grade B (PS-610)

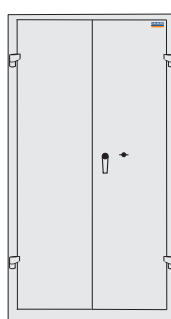
The outer depth is given without the handle and the lock.



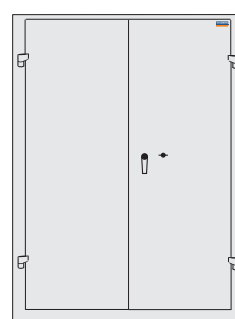
BM 1220



BM 1260



BM 1993



BM 1951

- Double wall construction, the gap between the inner and outer walls is filled with heat insulating material which protects the contents from fire.
- Door opening angle up to 180 degrees due to external hinges.
- Accessories: Inner compartment, telescopic shelf, telescopic frame.
- Three point locking mechanism, 5 bolts 20 mm in diameter.
- Thickness of door – 60mm.
- Standard delivery with double-bit high security key lock with two keys + handle.
- Maximal shelf load – 40 kg
- Color: RAL 7035 (light grey), also available in RAL 7024 (grey graphite).